

KENWOOD

TS-450S
TS-690S

**EXTERNAL CONTROL
INSTRUCTION MANUAL**

KENWOOD CORPORATION

CONTENTS

1. SPECIFICATIONS	3
2. OPERATION	3
2-1. PRECAUTIONS FOR COMPUTER-CONNECTED OPERATION	3
2-2. CONTROL OPERATION	3
2-3. COMMANDS	4

1. SPECIFICATIONS

■ Interface

Communication method	Serial interface, full duplex
Transfer rate	4800BPS (bits per second)
Synchronization	Start-stop (Asynchronous)
Bit construction	1 start bit, 8 character bits, 2 stop bits
Parity	None
Signal format	TTL level

■ Terminal Connections

Pin No.	Signal Name		I/O
1	GND	Signal ground	
2	TXD	Transmit data	Output
3	RXD	Receive data	Input
4	CTS	Transmit enable	Input
5	RTS	Receive enable	Output
6	NC	No connection	

GND: This is the signal ground terminal.

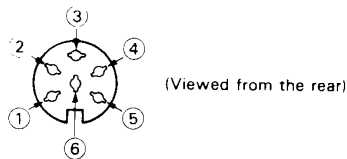
TXD: The transmit data is the serial data from the transceiver to the computer. The output utilizes negative logic.

RXD: The receive data is the serial data from the computer to the transceiver. The input utilizes negative logic.

CTS: This signal is supplied from the computer, and is used to inhibit transmit data from the transceiver when the computer is not ready to receive. The input utilizes positive logic. (Transmit data is stopped by a logic low.)

RTS: This signal is applied to the computer, and is used to inhibit transmit data from the computer when the transceiver is not ready to receive it. The output utilizes positive logic. (Inhibit is requested when the level is low.)

Connector pin configuration



2. OPERATION

Caution

Turn the POWER switch OFF before making connections.

2-1. PRECAUTIONS FOR COMPUTER-CONNECTED OPERATION

When connecting the transceiver with a computer, check the following points.

1. Are the connections correct?

The transceiver output should be connected to the computer input and the transceiver input to the computer output.

Example:

Transceiver's transmission data — Computer's receive data

Transceiver's RTS — Computer's CTS

2. Is the computer's transmission rate 4800 BPS (bits per second)?

3. Is the computer's bit configuration correct?

1 start bit, 8 character bits, 2 stop bits, no parity.

2-2. CONTROL OPERATION

Most computers handle data in the form of "bits", and "bytes". A bit is the smallest piece of information that the computer can handle. A byte is composed of 8 bits. This is the most convenient form for most computer data. This data may be sent in the form of either serial or parallel data strings. The parallel mode is faster, but more complicated, while the serial form is slower it requires less complicated equipment, and therefore is less expensive.

Serial transmission of data occurs over a single line using time-division methods. This use of a single line also offers the advantage of reducing the number of errors due to line noise.

For control of the transceiver via the computer only three lines are theoretically required: transmit data (TXD), receive data (RXD), and ground (GND). From a practical standpoint it is also necessary to incorporate some means of controlling when this data transfer will occur. We don't want the computer and transceiver sending information at the same time! This is controlled by the RTS and the CTS lines.

The IF-232C is used in conjunction to provide voltage conversion. RS-232C deals in voltages above and below TTL levels, and must be converted to prevent damage to the transceiver. This interface/conversion is handled by the IF-232C.

The actual command sequence would be similar to those described below:

For example, the radio is placed into the transmit mode whenever the character string "TX;" is sent from the computer. The character string "TX;" is called a command. It tells the transceiver to do something. There are 30 different commands available for control of the transceiver. These commands may be incorporated into a computer

program written in BASIC or any other high level language such as PASCAL, etc. Programming methods vary from computer to computer so please refer to the instruction manuals included with your terminal program, and computer.

2-3. COMMANDS

The illustration below demonstrates that a command is composed of two alphabetical characters, various parameters, and the terminator to signal the end of the command.

Example:
 FA 00007000000 ; Command to set VFO A to 7 MHz.
 ↑ ↑ ↑
 Command Parameters Terminator

2-3-1. Command Description

A command may consist of either lower or upper case alphabetical characters.

2-3-2. Parameter Description (Refer to the parameter list.)

Parameters are used to specify specific information necessary to implement the desired command. The exact number of parameters necessary for each command is predetermined. If a particular parameter is not applicable to the transceiver you are controlling the parameter digits should be filled using any character except the terminator “;”.

For example the MC (Memory channel selector) command uses two parameters, 1 column to specify the memory bank number, and 2 columns to specify the memory channel number. To specify CH9 of memory bank number 1, the command would be:

“MC109;” The memory bank number is not necessary when programming the TS-450S/690S so the command could be as given above “MC109” or as:

“MC_09;” In this case a blank has been used to fill the parameter block for the memory bank number.

The following are examples of bad commands:

“MC09;” No memory bank specification (not enough parameters)

“MC19;” Not enough digits in the memory channel parameter, i.e. CH9 should be given as “09”.

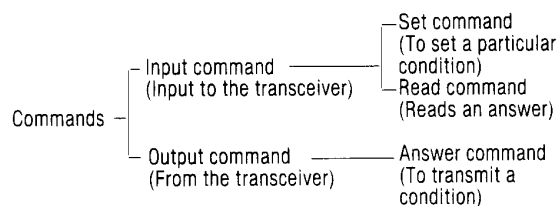
“MC_1_09;” ... Unnecessary characters between parameters.

“MC1009” No terminator

2-3-3. Terminator

To signal the end of a command it is necessary to use a special character. The character that has been selected for use is the semicolon“;”. This special character must appear as the last character in a particular command string.

2-3-4. Types of Commands



Commands can be classified as shown in the chart above. For example, with the FA (Frequency of VFO A) command.

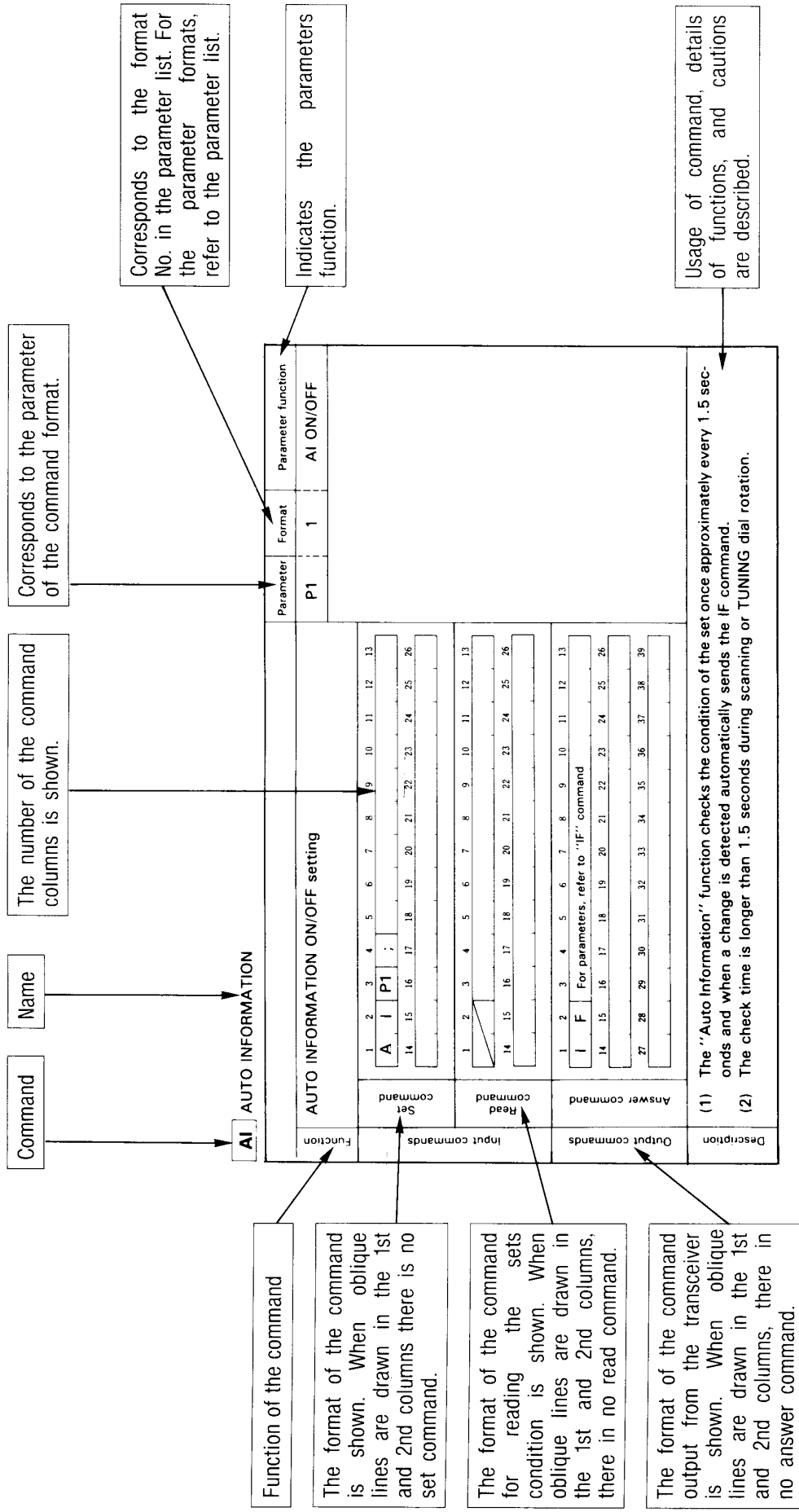
- To set the frequency at 7 MHz, the command sent from the computer to the transceiver is: “FA00007000000;” (Set command)
- To read the frequency of VFO A, the command sent from the computer to the transceiver is: “FA;” (Read command)
- When the read command, above, has been sent, the command returned to the computer is: “FA00007000000;” (Answer command)

2-3-5. Error Messages

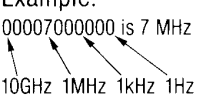
In addition to the answer command, the transceiver will send one of the following error messages:

?	<input type="radio"/> When the command syntax is incorrect. <input type="radio"/> When the command was not executed due to the current status of the transceiver, even though the command syntax was correct. Note: Occasionally this message may not appear due to microprocessor transients in the transceiver.
E;	When a communication error occurs, such as an overrun error or framing error occurs during serial data transmissions.
0;	When the receive data is sent but processing cannot be completed.

2-3-6. How to read the command tables



2-3-7. Parameter List

Format No.	Name	Number of columns	Format
1	SW	1	0=OFF 1=ON
2	MODE	1	1=LSB, 2=USB, 3=CW, 4=FM, 5=AM, 6=FSK, 7=CW-R, 9=FSK-R
3	FUNCTION	1	0=VFO A, 1=VFO B, 2=MEMORY
4	FREQUENCY	11	Represented in Hz, using 11 columns. Example: 00007000000 is 7 MHz 
5	RIT/XIT FREQUENCY	5	The first column is "+" or "-", and the remaining four columns indicate the frequency in Hz. Example: +0830 is +0.83 kHz
6	_____	—	
7	MEMORY CHANNEL	2	Represented in two columns. Example: 02 is CH2
8	_____	—	
9	MEMORY CHANNEL SPLIT SPECIFICATION	1	0=Receive 1=Transmit
10	MEMORY LOCKOUT	1	0=Not locked out 1=Locked out
11	TX/RX	1	0=Receive 1=Transmit
12	_____	—	
13	_____	—	
14	_____	—	
15	_____	—	

Format No.	Name	Number of columns	Format
16	MODEL NO.	3	Three column number specifying each set.
17	_____	—	
18	_____	—	
19	_____	—	
20	_____	—	
21	_____	—	
22	METER	4	0000(MIN)↔ 0030(MAX)
23	_____	—	
24	METER SW	1	0=NO SELECT, 1=SWR, 3=ALC, 6=dB
25	PITCH	2	Represented using two columns, from 00 to 08. "00" is the low tone and "08" is the high tone.
26	FILTER	3	000=NO SELECT 002=FM WIDE 003=FM NARROW 005=AM, 007=SSB 009=CW

2-3-8. Command Use Precautions

1. The control characters (00 to 1FH) when included in receive data are ignored.
2. Program execution may be delayed during rapid encoder rotation.
3. Receive data is not processed when directly entering the frequency from the keyboard.
4. To enter the transmitter frequency for split frequency operations using the MW command, enter any number from 1 thru 7, 9 as the mode and either a "0" or a "1" to indicate the memory channel lockout statue.

2-3-9. Command List

Command	Function	Page
AI	AUTO INFORMATION	8
DN/UP	DOWN/UP	8
FA/FB	FREQUENCY VFO A/ FREQUENCY VFO B	9
FL	FILTER	9
FR/FT	FUNCTION RX/TX	10
FS	FINE STEP	10
ID	ID	11
IF	INFORMATION	11
LK	LOCK	12
MC	MEMORY CHANNEL	12
MD	MODE	13
MR	MEMORY READ	13
MW	MEMORY WRITE	14
MX	AIP	14
PT	PITCH	15
RC	RIT CLEAR	15
RD/RU	RIT DOWN/RIT UP	16
RM	READ METER	16
RT	RIT	17
RX/TX	RX/TX	17
SC	SCAN	18
SM	S METER	18
TO	STONE	19
VR	VOICE RECALL	19
XT	XIT	20

AI AUTO INFORMATION

		Parameter	Format	Parameter function																																																																														
Function	AUTO INFORMATION ON/OFF setting		P1	AI ON/OFF																																																																														
Input commands	Set command	<table border="1"> <tr><td>1</td><td>2</td><td>3</td><td>4</td><td>5</td><td>6</td><td>7</td><td>8</td><td>9</td><td>10</td><td>11</td><td>12</td><td>13</td></tr> <tr><td>A</td><td>I</td><td>P1</td><td>;</td><td></td><td></td><td></td><td></td><td></td><td></td><td></td><td></td><td></td></tr> <tr><td>14</td><td>15</td><td>16</td><td>17</td><td>18</td><td>19</td><td>20</td><td>21</td><td>22</td><td>23</td><td>24</td><td>25</td><td>26</td></tr> <tr><td></td><td></td><td></td><td></td><td></td><td></td><td></td><td></td><td></td><td></td><td></td><td></td><td></td></tr> </table>			1	2	3	4	5	6	7	8	9	10	11	12	13	A	I	P1	;										14	15	16	17	18	19	20	21	22	23	24	25	26																																							
	1	2	3	4	5	6	7	8	9	10	11	12	13																																																																					
A	I	P1	;																																																																															
14	15	16	17	18	19	20	21	22	23	24	25	26																																																																						
Read command	<table border="1"> <tr><td>1</td><td>2</td><td>3</td><td>4</td><td>5</td><td>6</td><td>7</td><td>8</td><td>9</td><td>10</td><td>11</td><td>12</td><td>13</td></tr> <tr><td></td><td></td><td></td><td></td><td></td><td></td><td></td><td></td><td></td><td></td><td></td><td></td><td></td></tr> <tr><td>14</td><td>15</td><td>16</td><td>17</td><td>18</td><td>19</td><td>20</td><td>21</td><td>22</td><td>23</td><td>24</td><td>25</td><td>26</td></tr> <tr><td></td><td></td><td></td><td></td><td></td><td></td><td></td><td></td><td></td><td></td><td></td><td></td><td></td></tr> </table>			1	2	3	4	5	6	7	8	9	10	11	12	13														14	15	16	17	18	19	20	21	22	23	24	25	26																																								
1	2	3	4	5	6	7	8	9	10	11	12	13																																																																						
14	15	16	17	18	19	20	21	22	23	24	25	26																																																																						
Output commands	Answer command	<table border="1"> <tr><td>1</td><td>2</td><td>3</td><td>4</td><td>5</td><td>6</td><td>7</td><td>8</td><td>9</td><td>10</td><td>11</td><td>12</td><td>13</td></tr> <tr><td>I</td><td>F</td><td colspan="11">For parameters, refer to "IF" command</td></tr> <tr><td>14</td><td>15</td><td>16</td><td>17</td><td>18</td><td>19</td><td>20</td><td>21</td><td>22</td><td>23</td><td>24</td><td>25</td><td>26</td></tr> <tr><td></td><td></td><td></td><td></td><td></td><td></td><td></td><td></td><td></td><td></td><td></td><td></td><td></td></tr> <tr><td>27</td><td>28</td><td>29</td><td>30</td><td>31</td><td>32</td><td>33</td><td>34</td><td>35</td><td>36</td><td>37</td><td>38</td><td>39</td></tr> <tr><td></td><td></td><td></td><td></td><td></td><td></td><td></td><td></td><td></td><td></td><td></td><td></td><td></td></tr> </table>			1	2	3	4	5	6	7	8	9	10	11	12	13	I	F	For parameters, refer to "IF" command											14	15	16	17	18	19	20	21	22	23	24	25	26														27	28	29	30	31	32	33	34	35	36	37	38	39													
	1	2	3	4	5	6	7	8	9	10	11	12	13																																																																					
I	F	For parameters, refer to "IF" command																																																																																
14	15	16	17	18	19	20	21	22	23	24	25	26																																																																						
27	28	29	30	31	32	33	34	35	36	37	38	39																																																																						
Description	<p>(1) The "Auto Information" function checks the condition of the set once approximately every 1.5 seconds and when a change is detected automatically sends the IF command.</p> <p>(2) The check time is longer than 1.5 seconds during scanning or TUNING dial rotation.</p>																																																																																	

DN UP DOWN/UP

		Parameter	Format	Parameter function																																																																														
Function	Same function as microphone UP/DOWN switch																																																																																	
Input commands	Set command	<table border="1"> <tr><td>1</td><td>2</td><td>3</td><td>4</td><td>5</td><td>6</td><td>7</td><td>8</td><td>9</td><td>10</td><td>11</td><td>12</td><td>13</td></tr> <tr><td>DN</td><td>UP</td><td>;</td><td></td><td></td><td></td><td></td><td></td><td></td><td></td><td></td><td></td><td></td></tr> <tr><td>14</td><td>15</td><td>16</td><td>17</td><td>18</td><td>19</td><td>20</td><td>21</td><td>22</td><td>23</td><td>24</td><td>25</td><td>26</td></tr> <tr><td></td><td></td><td></td><td></td><td></td><td></td><td></td><td></td><td></td><td></td><td></td><td></td><td></td></tr> </table>			1	2	3	4	5	6	7	8	9	10	11	12	13	DN	UP	;											14	15	16	17	18	19	20	21	22	23	24	25	26																																							
	1	2	3	4	5	6	7	8	9	10	11	12	13																																																																					
DN	UP	;																																																																																
14	15	16	17	18	19	20	21	22	23	24	25	26																																																																						
Read command	<table border="1"> <tr><td>1</td><td>2</td><td>3</td><td>4</td><td>5</td><td>6</td><td>7</td><td>8</td><td>9</td><td>10</td><td>11</td><td>12</td><td>13</td></tr> <tr><td></td><td></td><td></td><td></td><td></td><td></td><td></td><td></td><td></td><td></td><td></td><td></td><td></td></tr> <tr><td>14</td><td>15</td><td>16</td><td>17</td><td>18</td><td>19</td><td>20</td><td>21</td><td>22</td><td>23</td><td>24</td><td>25</td><td>26</td></tr> <tr><td></td><td></td><td></td><td></td><td></td><td></td><td></td><td></td><td></td><td></td><td></td><td></td><td></td></tr> </table>			1	2	3	4	5	6	7	8	9	10	11	12	13														14	15	16	17	18	19	20	21	22	23	24	25	26																																								
1	2	3	4	5	6	7	8	9	10	11	12	13																																																																						
14	15	16	17	18	19	20	21	22	23	24	25	26																																																																						
Output commands	Answer command	<table border="1"> <tr><td>1</td><td>2</td><td>3</td><td>4</td><td>5</td><td>6</td><td>7</td><td>8</td><td>9</td><td>10</td><td>11</td><td>12</td><td>13</td></tr> <tr><td></td><td></td><td></td><td></td><td></td><td></td><td></td><td></td><td></td><td></td><td></td><td></td><td></td></tr> <tr><td>14</td><td>15</td><td>16</td><td>17</td><td>18</td><td>19</td><td>20</td><td>21</td><td>22</td><td>23</td><td>24</td><td>25</td><td>26</td></tr> <tr><td></td><td></td><td></td><td></td><td></td><td></td><td></td><td></td><td></td><td></td><td></td><td></td><td></td></tr> <tr><td>27</td><td>28</td><td>29</td><td>30</td><td>31</td><td>32</td><td>33</td><td>34</td><td>35</td><td>36</td><td>37</td><td>38</td><td>39</td></tr> <tr><td></td><td></td><td></td><td></td><td></td><td></td><td></td><td></td><td></td><td></td><td></td><td></td><td></td></tr> </table>			1	2	3	4	5	6	7	8	9	10	11	12	13														14	15	16	17	18	19	20	21	22	23	24	25	26														27	28	29	30	31	32	33	34	35	36	37	38	39													
	1	2	3	4	5	6	7	8	9	10	11	12	13																																																																					
14	15	16	17	18	19	20	21	22	23	24	25	26																																																																						
27	28	29	30	31	32	33	34	35	36	37	38	39																																																																						
Description																																																																																		

FR FT FUNCTION RX, FUNCTION TX

		Parameter	Format	Parameter function																																																																														
Function	VFO A, VFO B and MEMORY CHANNEL setting		P1	3	FUNCTION																																																																													
Input commands	Set command	<table border="1"> <tr><td>1</td><td>2</td><td>3</td><td>4</td><td>5</td><td>6</td><td>7</td><td>8</td><td>9</td><td>10</td><td>11</td><td>12</td><td>13</td></tr> <tr><td>FR</td><td>FT</td><td>P1</td><td>;</td><td></td><td></td><td></td><td></td><td></td><td></td><td></td><td></td><td></td></tr> <tr><td>14</td><td>15</td><td>16</td><td>17</td><td>18</td><td>19</td><td>20</td><td>21</td><td>22</td><td>23</td><td>24</td><td>25</td><td>26</td></tr> <tr><td></td><td></td><td></td><td></td><td></td><td></td><td></td><td></td><td></td><td></td><td></td><td></td><td></td></tr> </table>			1	2	3	4	5	6	7	8	9	10	11	12	13	FR	FT	P1	;										14	15	16	17	18	19	20	21	22	23	24	25	26																																							
	1	2	3	4	5	6	7	8	9	10	11	12	13																																																																					
FR	FT	P1	;																																																																															
14	15	16	17	18	19	20	21	22	23	24	25	26																																																																						
Read command	<table border="1"> <tr><td>1</td><td>2</td><td>3</td><td>4</td><td>5</td><td>6</td><td>7</td><td>8</td><td>9</td><td>10</td><td>11</td><td>12</td><td>13</td></tr> <tr><td></td><td></td><td></td><td></td><td></td><td></td><td></td><td></td><td></td><td></td><td></td><td></td><td></td></tr> <tr><td>14</td><td>15</td><td>16</td><td>17</td><td>18</td><td>19</td><td>20</td><td>21</td><td>22</td><td>23</td><td>24</td><td>25</td><td>26</td></tr> <tr><td></td><td></td><td></td><td></td><td></td><td></td><td></td><td></td><td></td><td></td><td></td><td></td><td></td></tr> </table>			1	2	3	4	5	6	7	8	9	10	11	12	13														14	15	16	17	18	19	20	21	22	23	24	25	26																																								
1	2	3	4	5	6	7	8	9	10	11	12	13																																																																						
14	15	16	17	18	19	20	21	22	23	24	25	26																																																																						
Output commands	Answer command	<table border="1"> <tr><td>1</td><td>2</td><td>3</td><td>4</td><td>5</td><td>6</td><td>7</td><td>8</td><td>9</td><td>10</td><td>11</td><td>12</td><td>13</td></tr> <tr><td></td><td></td><td></td><td></td><td></td><td></td><td></td><td></td><td></td><td></td><td></td><td></td><td></td></tr> <tr><td>14</td><td>15</td><td>16</td><td>17</td><td>18</td><td>19</td><td>20</td><td>21</td><td>22</td><td>23</td><td>24</td><td>25</td><td>26</td></tr> <tr><td></td><td></td><td></td><td></td><td></td><td></td><td></td><td></td><td></td><td></td><td></td><td></td><td></td></tr> <tr><td>27</td><td>28</td><td>29</td><td>30</td><td>31</td><td>32</td><td>33</td><td>34</td><td>35</td><td>36</td><td>37</td><td>38</td><td>39</td></tr> <tr><td></td><td></td><td></td><td></td><td></td><td></td><td></td><td></td><td></td><td></td><td></td><td></td><td></td></tr> </table>			1	2	3	4	5	6	7	8	9	10	11	12	13														14	15	16	17	18	19	20	21	22	23	24	25	26														27	28	29	30	31	32	33	34	35	36	37	38	39													
		1	2	3	4	5	6	7	8	9	10	11	12	13																																																																				
14	15	16	17	18	19	20	21	22	23	24	25	26																																																																						
27	28	29	30	31	32	33	34	35	36	37	38	39																																																																						
Description																																																																																		

FS FINE STEP

		Parameter	Format	Parameter function																																																																														
Function	FINE ON/OFF		P1	1	FINE ON/ OFF																																																																													
Input commands	Set command	<table border="1"> <tr><td>1</td><td>2</td><td>3</td><td>4</td><td>5</td><td>6</td><td>7</td><td>8</td><td>9</td><td>10</td><td>11</td><td>12</td><td>13</td></tr> <tr><td>F</td><td>S</td><td>P1</td><td>;</td><td></td><td></td><td></td><td></td><td></td><td></td><td></td><td></td><td></td></tr> <tr><td>14</td><td>15</td><td>16</td><td>17</td><td>18</td><td>19</td><td>20</td><td>21</td><td>22</td><td>23</td><td>24</td><td>25</td><td>26</td></tr> <tr><td></td><td></td><td></td><td></td><td></td><td></td><td></td><td></td><td></td><td></td><td></td><td></td><td></td></tr> </table>			1	2	3	4	5	6	7	8	9	10	11	12	13	F	S	P1	;										14	15	16	17	18	19	20	21	22	23	24	25	26																																							
	1	2	3	4	5	6	7	8	9	10	11	12	13																																																																					
F	S	P1	;																																																																															
14	15	16	17	18	19	20	21	22	23	24	25	26																																																																						
Read command	<table border="1"> <tr><td>1</td><td>2</td><td>3</td><td>4</td><td>5</td><td>6</td><td>7</td><td>8</td><td>9</td><td>10</td><td>11</td><td>12</td><td>13</td></tr> <tr><td>F</td><td>S</td><td>;</td><td></td><td></td><td></td><td></td><td></td><td></td><td></td><td></td><td></td><td></td></tr> <tr><td>14</td><td>15</td><td>16</td><td>17</td><td>18</td><td>19</td><td>20</td><td>21</td><td>22</td><td>23</td><td>24</td><td>25</td><td>26</td></tr> <tr><td></td><td></td><td></td><td></td><td></td><td></td><td></td><td></td><td></td><td></td><td></td><td></td><td></td></tr> </table>			1	2	3	4	5	6	7	8	9	10	11	12	13	F	S	;											14	15	16	17	18	19	20	21	22	23	24	25	26																																								
1	2	3	4	5	6	7	8	9	10	11	12	13																																																																						
F	S	;																																																																																
14	15	16	17	18	19	20	21	22	23	24	25	26																																																																						
Output commands	Answer command	<table border="1"> <tr><td>1</td><td>2</td><td>3</td><td>4</td><td>5</td><td>6</td><td>7</td><td>8</td><td>9</td><td>10</td><td>11</td><td>12</td><td>13</td></tr> <tr><td>F</td><td>S</td><td>P1</td><td>;</td><td></td><td></td><td></td><td></td><td></td><td></td><td></td><td></td><td></td></tr> <tr><td>14</td><td>15</td><td>16</td><td>17</td><td>18</td><td>19</td><td>20</td><td>21</td><td>22</td><td>23</td><td>24</td><td>25</td><td>26</td></tr> <tr><td></td><td></td><td></td><td></td><td></td><td></td><td></td><td></td><td></td><td></td><td></td><td></td><td></td></tr> <tr><td>27</td><td>28</td><td>29</td><td>30</td><td>31</td><td>32</td><td>33</td><td>34</td><td>35</td><td>36</td><td>37</td><td>38</td><td>39</td></tr> <tr><td></td><td></td><td></td><td></td><td></td><td></td><td></td><td></td><td></td><td></td><td></td><td></td><td></td></tr> </table>			1	2	3	4	5	6	7	8	9	10	11	12	13	F	S	P1	;										14	15	16	17	18	19	20	21	22	23	24	25	26														27	28	29	30	31	32	33	34	35	36	37	38	39													
		1	2	3	4	5	6	7	8	9	10	11	12	13																																																																				
F	S	P1	;																																																																															
14	15	16	17	18	19	20	21	22	23	24	25	26																																																																						
27	28	29	30	31	32	33	34	35	36	37	38	39																																																																						
Description																																																																																		

ID ID

		Parameter	Format	Parameter function																																																																														
Function	Model No. readout transceiver recognition.		P1	16 TS-450 010 TS-690 011																																																																														
Input commands	Set command	<table border="1"> <tr><td>1</td><td>2</td><td>3</td><td>4</td><td>5</td><td>6</td><td>7</td><td>8</td><td>9</td><td>10</td><td>11</td><td>12</td><td>13</td></tr> <tr><td colspan="13">/</td></tr> <tr><td>14</td><td>15</td><td>16</td><td>17</td><td>18</td><td>19</td><td>20</td><td>21</td><td>22</td><td>23</td><td>24</td><td>25</td><td>26</td></tr> <tr><td colspan="13"> </td></tr> </table>			1	2	3	4	5	6	7	8	9	10	11	12	13	/													14	15	16	17	18	19	20	21	22	23	24	25	26																																							
	1	2	3	4	5	6	7	8	9	10	11	12	13																																																																					
/																																																																																		
14	15	16	17	18	19	20	21	22	23	24	25	26																																																																						
Read command	<table border="1"> <tr><td>1</td><td>2</td><td>3</td><td>4</td><td>5</td><td>6</td><td>7</td><td>8</td><td>9</td><td>10</td><td>11</td><td>12</td><td>13</td></tr> <tr><td>I</td><td>D</td><td>;</td><td colspan="10"> </td></tr> <tr><td>14</td><td>15</td><td>16</td><td>17</td><td>18</td><td>19</td><td>20</td><td>21</td><td>22</td><td>23</td><td>24</td><td>25</td><td>26</td></tr> <tr><td colspan="13"> </td></tr> </table>			1	2	3	4	5	6	7	8	9	10	11	12	13	I	D	;											14	15	16	17	18	19	20	21	22	23	24	25	26																																								
1	2	3	4	5	6	7	8	9	10	11	12	13																																																																						
I	D	;																																																																																
14	15	16	17	18	19	20	21	22	23	24	25	26																																																																						
Output commands	Answer command	<table border="1"> <tr><td>1</td><td>2</td><td>3</td><td>4</td><td>5</td><td>6</td><td>7</td><td>8</td><td>9</td><td>10</td><td>11</td><td>12</td><td>13</td></tr> <tr><td>I</td><td>D</td><td>P1</td><td>;</td><td colspan="9"> </td></tr> <tr><td>14</td><td>15</td><td>16</td><td>17</td><td>18</td><td>19</td><td>20</td><td>21</td><td>22</td><td>23</td><td>24</td><td>25</td><td>26</td></tr> <tr><td colspan="13"> </td></tr> <tr><td>27</td><td>28</td><td>29</td><td>30</td><td>31</td><td>32</td><td>33</td><td>34</td><td>35</td><td>36</td><td>37</td><td>38</td><td>39</td></tr> <tr><td colspan="13"> </td></tr> </table>			1	2	3	4	5	6	7	8	9	10	11	12	13	I	D	P1	;										14	15	16	17	18	19	20	21	22	23	24	25	26														27	28	29	30	31	32	33	34	35	36	37	38	39													
		1	2	3	4	5	6	7	8	9	10	11	12	13																																																																				
I	D	P1	;																																																																															
14	15	16	17	18	19	20	21	22	23	24	25	26																																																																						
27	28	29	30	31	32	33	34	35	36	37	38	39																																																																						
Description																																																																																		

IF INFORMATION

		Parameter	Format	Parameter function																																																																													
Function	Display of transceivers current condition		P1	4 DISPLAY FREQUENCY																																																																													
Input commands	Set command	<table border="1"> <tr><td>1</td><td>2</td><td>3</td><td>4</td><td>5</td><td>6</td><td>7</td><td>8</td><td>9</td><td>10</td><td>11</td><td>12</td><td>13</td></tr> <tr><td colspan="13">/</td></tr> <tr><td>14</td><td>15</td><td>16</td><td>17</td><td>18</td><td>19</td><td>20</td><td>21</td><td>22</td><td>23</td><td>24</td><td>25</td><td>26</td></tr> <tr><td colspan="13"> </td></tr> </table>			1	2	3	4	5	6	7	8	9	10	11	12	13	/													14	15	16	17	18	19	20	21	22	23	24	25	26																																						
	1	2	3	4	5	6	7	8	9	10	11	12	13																																																																				
/																																																																																	
14	15	16	17	18	19	20	21	22	23	24	25	26																																																																					
Read command	<table border="1"> <tr><td>1</td><td>2</td><td>3</td><td>4</td><td>5</td><td>6</td><td>7</td><td>8</td><td>9</td><td>10</td><td>11</td><td>12</td><td>13</td></tr> <tr><td>I</td><td>F</td><td>;</td><td colspan="10"> </td></tr> <tr><td>14</td><td>15</td><td>16</td><td>17</td><td>18</td><td>19</td><td>20</td><td>21</td><td>22</td><td>23</td><td>24</td><td>25</td><td>26</td></tr> <tr><td colspan="13"> </td></tr> </table>			1	2	3	4	5	6	7	8	9	10	11	12	13	I	F	;											14	15	16	17	18	19	20	21	22	23	24	25	26																																							
1	2	3	4	5	6	7	8	9	10	11	12	13																																																																					
I	F	;																																																																															
14	15	16	17	18	19	20	21	22	23	24	25	26																																																																					
Output commands	Answer command	<table border="1"> <tr><td>1</td><td>2</td><td>3</td><td>4</td><td>5</td><td>6</td><td>7</td><td>8</td><td>9</td><td>10</td><td>11</td><td>12</td><td>13</td></tr> <tr><td>I</td><td>F</td><td colspan="10">P1</td></tr> <tr><td>14</td><td>15</td><td>16</td><td>17</td><td>18</td><td>19</td><td>20</td><td>21</td><td>22</td><td>23</td><td>24</td><td>25</td><td>26</td></tr> <tr><td>-</td><td>-</td><td>-</td><td>-</td><td>-</td><td colspan="5">P3</td><td>P4</td><td>P5</td><td>-</td></tr> <tr><td>27</td><td>28</td><td>29</td><td>30</td><td>31</td><td>32</td><td>33</td><td>34</td><td>35</td><td>36</td><td>37</td><td>38</td><td>39</td></tr> <tr><td>P7</td><td>P8</td><td>P9</td><td>P10</td><td>P11</td><td>P12</td><td>P13</td><td>-</td><td>-</td><td>-</td><td>;</td><td colspan="2"> </td></tr> </table>			1	2	3	4	5	6	7	8	9	10	11	12	13	I	F	P1										14	15	16	17	18	19	20	21	22	23	24	25	26	-	-	-	-	-	P3					P4	P5	-	27	28	29	30	31	32	33	34	35	36	37	38	39	P7	P8	P9	P10	P11	P12	P13	-	-	-	;		
		1	2	3	4	5	6	7	8	9	10	11	12	13																																																																			
I	F	P1																																																																															
14	15	16	17	18	19	20	21	22	23	24	25	26																																																																					
-	-	-	-	-	P3					P4	P5	-																																																																					
27	28	29	30	31	32	33	34	35	36	37	38	39																																																																					
P7	P8	P9	P10	P11	P12	P13	-	-	-	;																																																																							
Description																																																																																	
		P2	-																																																																														
		P3	5	RIT FREQUENCY																																																																													
		P4	1	RIT ON/OFF																																																																													
		P5	1	XIT ON/OFF																																																																													
		P6	-																																																																														
		P7	7	MEMORY CHANNEL																																																																													
		P8	11	TX/RX																																																																													
		P9	2	MODE																																																																													
		P10	3	FUNCTION																																																																													
		P11	1	SCAN ON/OFF																																																																													
		P12	1	SPLIT ON/OFF																																																																													
		P13	1	TONE ON/OFF																																																																													
		P14	-																																																																														
		P15	-																																																																														

LK LOCK

		Parameter	Format	Parameter function																																																																														
Function	LOCK ON/OFF setting and display		P1	1	LOCK ON/OFF																																																																													
Input commands	Set command	<table border="1"> <tr><td>1</td><td>2</td><td>3</td><td>4</td><td>5</td><td>6</td><td>7</td><td>8</td><td>9</td><td>10</td><td>11</td><td>12</td><td>13</td></tr> <tr><td>L</td><td>K</td><td>P1</td><td>;</td><td></td><td></td><td></td><td></td><td></td><td></td><td></td><td></td><td></td></tr> <tr><td>14</td><td>15</td><td>16</td><td>17</td><td>18</td><td>19</td><td>20</td><td>21</td><td>22</td><td>23</td><td>24</td><td>25</td><td>26</td></tr> <tr><td></td><td></td><td></td><td></td><td></td><td></td><td></td><td></td><td></td><td></td><td></td><td></td><td></td></tr> </table>			1	2	3	4	5	6	7	8	9	10	11	12	13	L	K	P1	;										14	15	16	17	18	19	20	21	22	23	24	25	26																																							
	1	2	3	4	5	6	7	8	9	10	11	12	13																																																																					
L	K	P1	;																																																																															
14	15	16	17	18	19	20	21	22	23	24	25	26																																																																						
Read command	<table border="1"> <tr><td>1</td><td>2</td><td>3</td><td>4</td><td>5</td><td>6</td><td>7</td><td>8</td><td>9</td><td>10</td><td>11</td><td>12</td><td>13</td></tr> <tr><td>L</td><td>K</td><td>;</td><td></td><td></td><td></td><td></td><td></td><td></td><td></td><td></td><td></td><td></td></tr> <tr><td>14</td><td>15</td><td>16</td><td>17</td><td>18</td><td>19</td><td>20</td><td>21</td><td>22</td><td>23</td><td>24</td><td>25</td><td>26</td></tr> <tr><td></td><td></td><td></td><td></td><td></td><td></td><td></td><td></td><td></td><td></td><td></td><td></td><td></td></tr> </table>			1	2	3	4	5	6	7	8	9	10	11	12	13	L	K	;											14	15	16	17	18	19	20	21	22	23	24	25	26																																								
1	2	3	4	5	6	7	8	9	10	11	12	13																																																																						
L	K	;																																																																																
14	15	16	17	18	19	20	21	22	23	24	25	26																																																																						
Output commands	Answer command	<table border="1"> <tr><td>1</td><td>2</td><td>3</td><td>4</td><td>5</td><td>6</td><td>7</td><td>8</td><td>9</td><td>10</td><td>11</td><td>12</td><td>13</td></tr> <tr><td>L</td><td>K</td><td>P1</td><td>;</td><td></td><td></td><td></td><td></td><td></td><td></td><td></td><td></td><td></td></tr> <tr><td>14</td><td>15</td><td>16</td><td>17</td><td>18</td><td>19</td><td>20</td><td>21</td><td>22</td><td>23</td><td>24</td><td>25</td><td>26</td></tr> <tr><td></td><td></td><td></td><td></td><td></td><td></td><td></td><td></td><td></td><td></td><td></td><td></td><td></td></tr> <tr><td>27</td><td>28</td><td>29</td><td>30</td><td>31</td><td>32</td><td>33</td><td>34</td><td>35</td><td>36</td><td>37</td><td>38</td><td>39</td></tr> <tr><td></td><td></td><td></td><td></td><td></td><td></td><td></td><td></td><td></td><td></td><td></td><td></td><td></td></tr> </table>			1	2	3	4	5	6	7	8	9	10	11	12	13	L	K	P1	;										14	15	16	17	18	19	20	21	22	23	24	25	26														27	28	29	30	31	32	33	34	35	36	37	38	39													
		1	2	3	4	5	6	7	8	9	10	11	12	13																																																																				
L	K	P1	;																																																																															
14	15	16	17	18	19	20	21	22	23	24	25	26																																																																						
27	28	29	30	31	32	33	34	35	36	37	38	39																																																																						
Description																																																																																		

MC MEMORY CHANNEL

		Parameter	Format	Parameter function																																																																														
Function	Memory channel setting		P1	—																																																																														
			P2	7	MEMORY CHANNEL																																																																													
Input commands	Set command	<table border="1"> <tr><td>1</td><td>2</td><td>3</td><td>4</td><td>5</td><td>6</td><td>7</td><td>8</td><td>9</td><td>10</td><td>11</td><td>12</td><td>13</td></tr> <tr><td>M</td><td>C</td><td>—</td><td>P2</td><td>;</td><td></td><td></td><td></td><td></td><td></td><td></td><td></td><td></td></tr> <tr><td>14</td><td>15</td><td>16</td><td>17</td><td>18</td><td>19</td><td>20</td><td>21</td><td>22</td><td>23</td><td>24</td><td>25</td><td>26</td></tr> <tr><td></td><td></td><td></td><td></td><td></td><td></td><td></td><td></td><td></td><td></td><td></td><td></td><td></td></tr> </table>			1	2	3	4	5	6	7	8	9	10	11	12	13	M	C	—	P2	;									14	15	16	17	18	19	20	21	22	23	24	25	26																																							
	1	2	3	4	5	6	7	8	9	10	11	12	13																																																																					
M	C	—	P2	;																																																																														
14	15	16	17	18	19	20	21	22	23	24	25	26																																																																						
Read command	<table border="1"> <tr><td>1</td><td>2</td><td>3</td><td>4</td><td>5</td><td>6</td><td>7</td><td>8</td><td>9</td><td>10</td><td>11</td><td>12</td><td>13</td></tr> <tr><td></td><td></td><td></td><td></td><td></td><td></td><td></td><td></td><td></td><td></td><td></td><td></td><td></td></tr> <tr><td>14</td><td>15</td><td>16</td><td>17</td><td>18</td><td>19</td><td>20</td><td>21</td><td>22</td><td>23</td><td>24</td><td>25</td><td>26</td></tr> <tr><td></td><td></td><td></td><td></td><td></td><td></td><td></td><td></td><td></td><td></td><td></td><td></td><td></td></tr> </table>			1	2	3	4	5	6	7	8	9	10	11	12	13														14	15	16	17	18	19	20	21	22	23	24	25	26																																								
1	2	3	4	5	6	7	8	9	10	11	12	13																																																																						
14	15	16	17	18	19	20	21	22	23	24	25	26																																																																						
Output commands	Answer command	<table border="1"> <tr><td>1</td><td>2</td><td>3</td><td>4</td><td>5</td><td>6</td><td>7</td><td>8</td><td>9</td><td>10</td><td>11</td><td>12</td><td>13</td></tr> <tr><td></td><td></td><td></td><td></td><td></td><td></td><td></td><td></td><td></td><td></td><td></td><td></td><td></td></tr> <tr><td>14</td><td>15</td><td>16</td><td>17</td><td>18</td><td>19</td><td>20</td><td>21</td><td>22</td><td>23</td><td>24</td><td>25</td><td>26</td></tr> <tr><td></td><td></td><td></td><td></td><td></td><td></td><td></td><td></td><td></td><td></td><td></td><td></td><td></td></tr> <tr><td>27</td><td>28</td><td>29</td><td>30</td><td>31</td><td>32</td><td>33</td><td>34</td><td>35</td><td>36</td><td>37</td><td>38</td><td>39</td></tr> <tr><td></td><td></td><td></td><td></td><td></td><td></td><td></td><td></td><td></td><td></td><td></td><td></td><td></td></tr> </table>			1	2	3	4	5	6	7	8	9	10	11	12	13														14	15	16	17	18	19	20	21	22	23	24	25	26														27	28	29	30	31	32	33	34	35	36	37	38	39													
		1	2	3	4	5	6	7	8	9	10	11	12	13																																																																				
14	15	16	17	18	19	20	21	22	23	24	25	26																																																																						
27	28	29	30	31	32	33	34	35	36	37	38	39																																																																						
Description																																																																																		

MD MODE

		Parameter	Format	Parameter function																																																																														
Function	Mode setting	P1	2	MODE																																																																														
Input commands	Set command	<table border="1"> <tr><td>1</td><td>2</td><td>3</td><td>4</td><td>5</td><td>6</td><td>7</td><td>8</td><td>9</td><td>10</td><td>11</td><td>12</td><td>13</td></tr> <tr><td>M</td><td>D</td><td>P1</td><td>;</td><td></td><td></td><td></td><td></td><td></td><td></td><td></td><td></td><td></td></tr> <tr><td>14</td><td>15</td><td>16</td><td>17</td><td>18</td><td>19</td><td>20</td><td>21</td><td>22</td><td>23</td><td>24</td><td>25</td><td>26</td></tr> <tr><td></td><td></td><td></td><td></td><td></td><td></td><td></td><td></td><td></td><td></td><td></td><td></td><td></td></tr> </table>			1	2	3	4	5	6	7	8	9	10	11	12	13	M	D	P1	;										14	15	16	17	18	19	20	21	22	23	24	25	26																																							
	1	2	3	4	5	6	7	8	9	10	11	12	13																																																																					
M	D	P1	;																																																																															
14	15	16	17	18	19	20	21	22	23	24	25	26																																																																						
	Read command	<table border="1"> <tr><td>1</td><td>2</td><td>3</td><td>4</td><td>5</td><td>6</td><td>7</td><td>8</td><td>9</td><td>10</td><td>11</td><td>12</td><td>13</td></tr> <tr><td></td><td></td><td></td><td></td><td></td><td></td><td></td><td></td><td></td><td></td><td></td><td></td><td></td></tr> <tr><td>14</td><td>15</td><td>16</td><td>17</td><td>18</td><td>19</td><td>20</td><td>21</td><td>22</td><td>23</td><td>24</td><td>25</td><td>26</td></tr> <tr><td></td><td></td><td></td><td></td><td></td><td></td><td></td><td></td><td></td><td></td><td></td><td></td><td></td></tr> </table>			1	2	3	4	5	6	7	8	9	10	11	12	13														14	15	16	17	18	19	20	21	22	23	24	25	26																																							
1	2	3	4	5	6	7	8	9	10	11	12	13																																																																						
14	15	16	17	18	19	20	21	22	23	24	25	26																																																																						
Output commands	Answer command	<table border="1"> <tr><td>1</td><td>2</td><td>3</td><td>4</td><td>5</td><td>6</td><td>7</td><td>8</td><td>9</td><td>10</td><td>11</td><td>12</td><td>13</td></tr> <tr><td></td><td></td><td></td><td></td><td></td><td></td><td></td><td></td><td></td><td></td><td></td><td></td><td></td></tr> <tr><td>14</td><td>15</td><td>16</td><td>17</td><td>18</td><td>19</td><td>20</td><td>21</td><td>22</td><td>23</td><td>24</td><td>25</td><td>26</td></tr> <tr><td></td><td></td><td></td><td></td><td></td><td></td><td></td><td></td><td></td><td></td><td></td><td></td><td></td></tr> <tr><td>27</td><td>28</td><td>29</td><td>30</td><td>31</td><td>32</td><td>33</td><td>34</td><td>35</td><td>36</td><td>37</td><td>38</td><td>39</td></tr> <tr><td></td><td></td><td></td><td></td><td></td><td></td><td></td><td></td><td></td><td></td><td></td><td></td><td></td></tr> </table>			1	2	3	4	5	6	7	8	9	10	11	12	13														14	15	16	17	18	19	20	21	22	23	24	25	26														27	28	29	30	31	32	33	34	35	36	37	38	39													
1	2	3	4	5	6	7	8	9	10	11	12	13																																																																						
14	15	16	17	18	19	20	21	22	23	24	25	26																																																																						
27	28	29	30	31	32	33	34	35	36	37	38	39																																																																						
Description																																																																																		

MR MEMORY READ

		Parameter	Format	Parameter function
Function	Memory display	P1	9	SPLIT SPECIFICATION
Input commands	Set command	P2	—	
	Read command	P3	7	MEMORY CHANNEL
Output commands	Answer command	P4	4	FREQUENCY
		P5	2	MODE
		P6	10	MEMORY LOCKOUT
		P7	1	TONE ON/OFF
		P8	—	
		P9	—	
Description	<p>All parameters are set to OFF when the memory channel is vacant. To recall the lowest operating frequency of the section use P1=0, and to recall the highest operating frequency use P1 = 1.</p>			

MW MEMORY WRITE

		Parameter	Format	Parameter function
Function	Memory entry	P1	9	SPLIT SPECIFICATION
		P2	—	
Input commands	Set command	P3	7	MEMORY CHANNEL
	Read command	P4	4	FREQUENCY
Output commands	Answer command	P5	2	MODE
		P6	10	MEMORY LOCKOUT
Input commands	Set command	P7	1	STONE ON/OFF
		P8	—	
Output commands	Answer command	P9	—	
Description		<p>(1) The MW command is valid when all parameters have been correctly entered. (2) When all effective frequency columns are "0", the memory is set to an open channel. (3) When the split channel is open, the transceiver will be set for the same transmit and receive frequencies, i.e. simplex. (4) To recall the lowest operating frequency of the section use P1 = 0, and to recall the highest operating frequency use P1 = 1.</p>		

MX AIP (Advanced Intercept Point)

		Parameter	Format	Parameter function
Function	AIP ON/OFF setting	P1	1	AIP ON/OFF
Input commands	Set command			
	Read command			
Output commands	Answer command			
Description				

PT PITCH

		Parameter	Format	Parameter function																																																																															
Function	PITCH setting		P1	25	PITCH																																																																														
Input commands	Set command	<table border="1"> <tr><td>1</td><td>2</td><td>3</td><td>4</td><td>5</td><td>6</td><td>7</td><td>8</td><td>9</td><td>10</td><td>11</td><td>12</td><td>13</td></tr> <tr><td>P</td><td>T</td><td>P1</td><td>;</td><td></td><td></td><td></td><td></td><td></td><td></td><td></td><td></td><td></td></tr> <tr><td>14</td><td>15</td><td>16</td><td>17</td><td>18</td><td>19</td><td>20</td><td>21</td><td>22</td><td>23</td><td>24</td><td>25</td><td>26</td></tr> <tr><td></td><td></td><td></td><td></td><td></td><td></td><td></td><td></td><td></td><td></td><td></td><td></td><td></td></tr> </table>				1	2	3	4	5	6	7	8	9	10	11	12	13	P	T	P1	;										14	15	16	17	18	19	20	21	22	23	24	25	26																																							
	1	2	3	4	5	6	7	8	9	10	11	12	13																																																																						
P	T	P1	;																																																																																
14	15	16	17	18	19	20	21	22	23	24	25	26																																																																							
Read command	<table border="1"> <tr><td>1</td><td>2</td><td>3</td><td>4</td><td>5</td><td>6</td><td>7</td><td>8</td><td>9</td><td>10</td><td>11</td><td>12</td><td>13</td></tr> <tr><td>P</td><td>T</td><td>;</td><td></td><td></td><td></td><td></td><td></td><td></td><td></td><td></td><td></td><td></td></tr> <tr><td>14</td><td>15</td><td>16</td><td>17</td><td>18</td><td>19</td><td>20</td><td>21</td><td>22</td><td>23</td><td>24</td><td>25</td><td>26</td></tr> <tr><td></td><td></td><td></td><td></td><td></td><td></td><td></td><td></td><td></td><td></td><td></td><td></td><td></td></tr> </table>				1	2	3	4	5	6	7	8	9	10	11	12	13	P	T	;											14	15	16	17	18	19	20	21	22	23	24	25	26																																								
1	2	3	4	5	6	7	8	9	10	11	12	13																																																																							
P	T	;																																																																																	
14	15	16	17	18	19	20	21	22	23	24	25	26																																																																							
Output commands	Answer command	<table border="1"> <tr><td>1</td><td>2</td><td>3</td><td>4</td><td>5</td><td>6</td><td>7</td><td>8</td><td>9</td><td>10</td><td>11</td><td>12</td><td>13</td></tr> <tr><td>P</td><td>T</td><td>P1</td><td>;</td><td></td><td></td><td></td><td></td><td></td><td></td><td></td><td></td><td></td></tr> <tr><td>14</td><td>15</td><td>16</td><td>17</td><td>18</td><td>19</td><td>20</td><td>21</td><td>22</td><td>23</td><td>24</td><td>25</td><td>26</td></tr> <tr><td></td><td></td><td></td><td></td><td></td><td></td><td></td><td></td><td></td><td></td><td></td><td></td><td></td></tr> <tr><td>27</td><td>28</td><td>29</td><td>30</td><td>31</td><td>32</td><td>33</td><td>34</td><td>35</td><td>36</td><td>37</td><td>38</td><td>39</td></tr> <tr><td></td><td></td><td></td><td></td><td></td><td></td><td></td><td></td><td></td><td></td><td></td><td></td><td></td></tr> </table>				1	2	3	4	5	6	7	8	9	10	11	12	13	P	T	P1	;										14	15	16	17	18	19	20	21	22	23	24	25	26														27	28	29	30	31	32	33	34	35	36	37	38	39													
		1	2	3	4	5	6	7	8	9	10	11	12	13																																																																					
P	T	P1	;																																																																																
14	15	16	17	18	19	20	21	22	23	24	25	26																																																																							
27	28	29	30	31	32	33	34	35	36	37	38	39																																																																							
Description																																																																																			

RC RIT CLEAR

		Parameter	Format	Parameter function																																																																														
Function	RIT/XIT frequency clearance																																																																																	
Input commands	Set command	<table border="1"> <tr><td>1</td><td>2</td><td>3</td><td>4</td><td>5</td><td>6</td><td>7</td><td>8</td><td>9</td><td>10</td><td>11</td><td>12</td><td>13</td></tr> <tr><td>R</td><td>C</td><td>;</td><td></td><td></td><td></td><td></td><td></td><td></td><td></td><td></td><td></td><td></td></tr> <tr><td>14</td><td>15</td><td>16</td><td>17</td><td>18</td><td>19</td><td>20</td><td>21</td><td>22</td><td>23</td><td>24</td><td>25</td><td>26</td></tr> <tr><td></td><td></td><td></td><td></td><td></td><td></td><td></td><td></td><td></td><td></td><td></td><td></td><td></td></tr> </table>			1	2	3	4	5	6	7	8	9	10	11	12	13	R	C	;											14	15	16	17	18	19	20	21	22	23	24	25	26																																							
	1	2	3	4	5	6	7	8	9	10	11	12	13																																																																					
R	C	;																																																																																
14	15	16	17	18	19	20	21	22	23	24	25	26																																																																						
Read command	<table border="1"> <tr><td>1</td><td>2</td><td>3</td><td>4</td><td>5</td><td>6</td><td>7</td><td>8</td><td>9</td><td>10</td><td>11</td><td>12</td><td>13</td></tr> <tr><td></td><td></td><td></td><td></td><td></td><td></td><td></td><td></td><td></td><td></td><td></td><td></td><td></td></tr> <tr><td>14</td><td>15</td><td>16</td><td>17</td><td>18</td><td>19</td><td>20</td><td>21</td><td>22</td><td>23</td><td>24</td><td>25</td><td>26</td></tr> <tr><td></td><td></td><td></td><td></td><td></td><td></td><td></td><td></td><td></td><td></td><td></td><td></td><td></td></tr> </table>			1	2	3	4	5	6	7	8	9	10	11	12	13														14	15	16	17	18	19	20	21	22	23	24	25	26																																								
1	2	3	4	5	6	7	8	9	10	11	12	13																																																																						
14	15	16	17	18	19	20	21	22	23	24	25	26																																																																						
Output commands	Answer command	<table border="1"> <tr><td>1</td><td>2</td><td>3</td><td>4</td><td>5</td><td>6</td><td>7</td><td>8</td><td>9</td><td>10</td><td>11</td><td>12</td><td>13</td></tr> <tr><td></td><td></td><td></td><td></td><td></td><td></td><td></td><td></td><td></td><td></td><td></td><td></td><td></td></tr> <tr><td>14</td><td>15</td><td>16</td><td>17</td><td>18</td><td>19</td><td>20</td><td>21</td><td>22</td><td>23</td><td>24</td><td>25</td><td>26</td></tr> <tr><td></td><td></td><td></td><td></td><td></td><td></td><td></td><td></td><td></td><td></td><td></td><td></td><td></td></tr> <tr><td>27</td><td>28</td><td>29</td><td>30</td><td>31</td><td>32</td><td>33</td><td>34</td><td>35</td><td>36</td><td>37</td><td>38</td><td>39</td></tr> <tr><td></td><td></td><td></td><td></td><td></td><td></td><td></td><td></td><td></td><td></td><td></td><td></td><td></td></tr> </table>			1	2	3	4	5	6	7	8	9	10	11	12	13														14	15	16	17	18	19	20	21	22	23	24	25	26														27	28	29	30	31	32	33	34	35	36	37	38	39													
		1	2	3	4	5	6	7	8	9	10	11	12	13																																																																				
14	15	16	17	18	19	20	21	22	23	24	25	26																																																																						
27	28	29	30	31	32	33	34	35	36	37	38	39																																																																						
Description	<p>When this command is executed both the RIT and the XIT will be cleared.</p> <p>When using these commands the center frequency point on the RIT control may not coincide with the center point printed on the front panel. The center point will coincide with the position of the RIT control before these commands were initiated.</p>																																																																																	

RD **RU** RIT DOWN/UP

		Parameter	Format	Parameter function
Function	RIT/XIT frequency UP/DOWN			
Input commands	Set command			
	Read command			
Output commands	Answer command			
Description	<p>When this command is executed both the RIT and the XIT will be changed. When using these commands the center frequency point on the RIT control may not coincide with the center point printed on the front panel. The center point will coincide with the position of the RIT control before these commands were initiated.</p>			

RM READ METER

		Parameter	Format	Parameter function	
Function	METER selection and readout		P1	24	METER selection
			P2	22	METER level
Input commands	Set command				
	Read command				
Output commands	Answer command				
Description					

RT RIT

		Parameter	Format	Parameter function																																																																														
Function	RIT ON/OFF setting		P1	1	RIT ON/OFF																																																																													
	Input commands	Set command	<table border="1"> <tr><td>1</td><td>2</td><td>3</td><td>4</td><td>5</td><td>6</td><td>7</td><td>8</td><td>9</td><td>10</td><td>11</td><td>12</td><td>13</td></tr> <tr><td>R</td><td>T</td><td>P1</td><td>;</td><td></td><td></td><td></td><td></td><td></td><td></td><td></td><td></td><td></td></tr> <tr><td>14</td><td>15</td><td>16</td><td>17</td><td>18</td><td>19</td><td>20</td><td>21</td><td>22</td><td>23</td><td>24</td><td>25</td><td>26</td></tr> <tr><td></td><td></td><td></td><td></td><td></td><td></td><td></td><td></td><td></td><td></td><td></td><td></td><td></td></tr> </table>			1	2	3	4	5	6	7	8	9	10	11	12	13	R	T	P1	;										14	15	16	17	18	19	20	21	22	23	24	25	26																																						
1		2	3	4	5	6	7	8	9	10	11	12	13																																																																					
R	T	P1	;																																																																															
14	15	16	17	18	19	20	21	22	23	24	25	26																																																																						
Read command	<table border="1"> <tr><td>1</td><td>2</td><td>3</td><td>4</td><td>5</td><td>6</td><td>7</td><td>8</td><td>9</td><td>10</td><td>11</td><td>12</td><td>13</td></tr> <tr><td></td><td></td><td></td><td></td><td></td><td></td><td></td><td></td><td></td><td></td><td></td><td></td><td></td></tr> <tr><td>14</td><td>15</td><td>16</td><td>17</td><td>18</td><td>19</td><td>20</td><td>21</td><td>22</td><td>23</td><td>24</td><td>25</td><td>26</td></tr> <tr><td></td><td></td><td></td><td></td><td></td><td></td><td></td><td></td><td></td><td></td><td></td><td></td><td></td></tr> </table>			1	2	3	4	5	6	7	8	9	10	11	12	13														14	15	16	17	18	19	20	21	22	23	24	25	26																																								
1	2	3	4	5	6	7	8	9	10	11	12	13																																																																						
14	15	16	17	18	19	20	21	22	23	24	25	26																																																																						
Output commands	Answer command	<table border="1"> <tr><td>1</td><td>2</td><td>3</td><td>4</td><td>5</td><td>6</td><td>7</td><td>8</td><td>9</td><td>10</td><td>11</td><td>12</td><td>13</td></tr> <tr><td></td><td></td><td></td><td></td><td></td><td></td><td></td><td></td><td></td><td></td><td></td><td></td><td></td></tr> <tr><td>14</td><td>15</td><td>16</td><td>17</td><td>18</td><td>19</td><td>20</td><td>21</td><td>22</td><td>23</td><td>24</td><td>25</td><td>26</td></tr> <tr><td></td><td></td><td></td><td></td><td></td><td></td><td></td><td></td><td></td><td></td><td></td><td></td><td></td></tr> <tr><td>27</td><td>28</td><td>29</td><td>30</td><td>31</td><td>32</td><td>33</td><td>34</td><td>35</td><td>36</td><td>37</td><td>38</td><td>39</td></tr> <tr><td></td><td></td><td></td><td></td><td></td><td></td><td></td><td></td><td></td><td></td><td></td><td></td><td></td></tr> </table>			1	2	3	4	5	6	7	8	9	10	11	12	13														14	15	16	17	18	19	20	21	22	23	24	25	26														27	28	29	30	31	32	33	34	35	36	37	38	39													
		1	2	3	4	5	6	7	8	9	10	11	12	13																																																																				
14	15	16	17	18	19	20	21	22	23	24	25	26																																																																						
27	28	29	30	31	32	33	34	35	36	37	38	39																																																																						
Description	Place the REC/SEND switch to REC.																																																																																	

RX TX RX/TX

		Parameter	Format	Parameter function																																																																														
Function	RX: For receive operation TX: For transmit operation																																																																																	
	Input commands	Set command	<table border="1"> <tr><td>1</td><td>2</td><td>3</td><td>4</td><td>5</td><td>6</td><td>7</td><td>8</td><td>9</td><td>10</td><td>11</td><td>12</td><td>13</td></tr> <tr><td>RX</td><td>TX</td><td>;</td><td></td><td></td><td></td><td></td><td></td><td></td><td></td><td></td><td></td><td></td></tr> <tr><td>14</td><td>15</td><td>16</td><td>17</td><td>18</td><td>19</td><td>20</td><td>21</td><td>22</td><td>23</td><td>24</td><td>25</td><td>26</td></tr> <tr><td></td><td></td><td></td><td></td><td></td><td></td><td></td><td></td><td></td><td></td><td></td><td></td><td></td></tr> </table>			1	2	3	4	5	6	7	8	9	10	11	12	13	RX	TX	;											14	15	16	17	18	19	20	21	22	23	24	25	26																																						
1		2	3	4	5	6	7	8	9	10	11	12	13																																																																					
RX	TX	;																																																																																
14	15	16	17	18	19	20	21	22	23	24	25	26																																																																						
Read command	<table border="1"> <tr><td>1</td><td>2</td><td>3</td><td>4</td><td>5</td><td>6</td><td>7</td><td>8</td><td>9</td><td>10</td><td>11</td><td>12</td><td>13</td></tr> <tr><td></td><td></td><td></td><td></td><td></td><td></td><td></td><td></td><td></td><td></td><td></td><td></td><td></td></tr> <tr><td>14</td><td>15</td><td>16</td><td>17</td><td>18</td><td>19</td><td>20</td><td>21</td><td>22</td><td>23</td><td>24</td><td>25</td><td>26</td></tr> <tr><td></td><td></td><td></td><td></td><td></td><td></td><td></td><td></td><td></td><td></td><td></td><td></td><td></td></tr> </table>			1	2	3	4	5	6	7	8	9	10	11	12	13														14	15	16	17	18	19	20	21	22	23	24	25	26																																								
1	2	3	4	5	6	7	8	9	10	11	12	13																																																																						
14	15	16	17	18	19	20	21	22	23	24	25	26																																																																						
Output commands	Answer command	<table border="1"> <tr><td>1</td><td>2</td><td>3</td><td>4</td><td>5</td><td>6</td><td>7</td><td>8</td><td>9</td><td>10</td><td>11</td><td>12</td><td>13</td></tr> <tr><td></td><td></td><td></td><td></td><td></td><td></td><td></td><td></td><td></td><td></td><td></td><td></td><td></td></tr> <tr><td>14</td><td>15</td><td>16</td><td>17</td><td>18</td><td>19</td><td>20</td><td>21</td><td>22</td><td>23</td><td>24</td><td>25</td><td>26</td></tr> <tr><td></td><td></td><td></td><td></td><td></td><td></td><td></td><td></td><td></td><td></td><td></td><td></td><td></td></tr> <tr><td>27</td><td>28</td><td>29</td><td>30</td><td>31</td><td>32</td><td>33</td><td>34</td><td>35</td><td>36</td><td>37</td><td>38</td><td>39</td></tr> <tr><td></td><td></td><td></td><td></td><td></td><td></td><td></td><td></td><td></td><td></td><td></td><td></td><td></td></tr> </table>			1	2	3	4	5	6	7	8	9	10	11	12	13														14	15	16	17	18	19	20	21	22	23	24	25	26														27	28	29	30	31	32	33	34	35	36	37	38	39													
		1	2	3	4	5	6	7	8	9	10	11	12	13																																																																				
14	15	16	17	18	19	20	21	22	23	24	25	26																																																																						
27	28	29	30	31	32	33	34	35	36	37	38	39																																																																						
Description	Place the REC/SEND switch to REC.																																																																																	

SC SCAN

		Parameter	Format	Parameter function																																																																														
Function	Scan ON/OFF setting	P1	1	SCAN ON/OFF																																																																														
Input commands	Set command	<table border="1"> <tr><td>1</td><td>2</td><td>3</td><td>4</td><td>5</td><td>6</td><td>7</td><td>8</td><td>9</td><td>10</td><td>11</td><td>12</td><td>13</td></tr> <tr><td>S</td><td>C</td><td>P1</td><td>;</td><td></td><td></td><td></td><td></td><td></td><td></td><td></td><td></td><td></td></tr> <tr><td>14</td><td>15</td><td>16</td><td>17</td><td>18</td><td>19</td><td>20</td><td>21</td><td>22</td><td>23</td><td>24</td><td>25</td><td>26</td></tr> <tr><td></td><td></td><td></td><td></td><td></td><td></td><td></td><td></td><td></td><td></td><td></td><td></td><td></td></tr> </table>			1	2	3	4	5	6	7	8	9	10	11	12	13	S	C	P1	;										14	15	16	17	18	19	20	21	22	23	24	25	26																																							
	1	2	3	4	5	6	7	8	9	10	11	12	13																																																																					
S	C	P1	;																																																																															
14	15	16	17	18	19	20	21	22	23	24	25	26																																																																						
Read command	<table border="1"> <tr><td>1</td><td>2</td><td>3</td><td>4</td><td>5</td><td>6</td><td>7</td><td>8</td><td>9</td><td>10</td><td>11</td><td>12</td><td>13</td></tr> <tr><td></td><td></td><td></td><td></td><td></td><td></td><td></td><td></td><td></td><td></td><td></td><td></td><td></td></tr> <tr><td>14</td><td>15</td><td>16</td><td>17</td><td>18</td><td>19</td><td>20</td><td>21</td><td>22</td><td>23</td><td>24</td><td>25</td><td>26</td></tr> <tr><td></td><td></td><td></td><td></td><td></td><td></td><td></td><td></td><td></td><td></td><td></td><td></td><td></td></tr> </table>	1	2	3	4	5	6	7	8	9	10	11	12	13														14	15	16	17	18	19	20	21	22	23	24	25	26																																										
1	2	3	4	5	6	7	8	9	10	11	12	13																																																																						
14	15	16	17	18	19	20	21	22	23	24	25	26																																																																						
Output commands	Answer command	<table border="1"> <tr><td>1</td><td>2</td><td>3</td><td>4</td><td>5</td><td>6</td><td>7</td><td>8</td><td>9</td><td>10</td><td>11</td><td>12</td><td>13</td></tr> <tr><td></td><td></td><td></td><td></td><td></td><td></td><td></td><td></td><td></td><td></td><td></td><td></td><td></td></tr> <tr><td>14</td><td>15</td><td>16</td><td>17</td><td>18</td><td>19</td><td>20</td><td>21</td><td>22</td><td>23</td><td>24</td><td>25</td><td>26</td></tr> <tr><td></td><td></td><td></td><td></td><td></td><td></td><td></td><td></td><td></td><td></td><td></td><td></td><td></td></tr> <tr><td>27</td><td>28</td><td>29</td><td>30</td><td>31</td><td>32</td><td>33</td><td>34</td><td>35</td><td>36</td><td>37</td><td>38</td><td>39</td></tr> <tr><td></td><td></td><td></td><td></td><td></td><td></td><td></td><td></td><td></td><td></td><td></td><td></td><td></td></tr> </table>			1	2	3	4	5	6	7	8	9	10	11	12	13														14	15	16	17	18	19	20	21	22	23	24	25	26														27	28	29	30	31	32	33	34	35	36	37	38	39													
	1	2	3	4	5	6	7	8	9	10	11	12	13																																																																					
14	15	16	17	18	19	20	21	22	23	24	25	26																																																																						
27	28	29	30	31	32	33	34	35	36	37	38	39																																																																						
Description																																																																																		

SM S-METER

		Parameter	Format	Parameter function																																																																														
Function	S-Meter signal output	P1	22	METER level																																																																														
Input commands	Set command	<table border="1"> <tr><td>1</td><td>2</td><td>3</td><td>4</td><td>5</td><td>6</td><td>7</td><td>8</td><td>9</td><td>10</td><td>11</td><td>12</td><td>13</td></tr> <tr><td></td><td></td><td></td><td></td><td></td><td></td><td></td><td></td><td></td><td></td><td></td><td></td><td></td></tr> <tr><td>14</td><td>15</td><td>16</td><td>17</td><td>18</td><td>19</td><td>20</td><td>21</td><td>22</td><td>23</td><td>24</td><td>25</td><td>26</td></tr> <tr><td></td><td></td><td></td><td></td><td></td><td></td><td></td><td></td><td></td><td></td><td></td><td></td><td></td></tr> </table>			1	2	3	4	5	6	7	8	9	10	11	12	13														14	15	16	17	18	19	20	21	22	23	24	25	26																																							
	1	2	3	4	5	6	7	8	9	10	11	12	13																																																																					
14	15	16	17	18	19	20	21	22	23	24	25	26																																																																						
Read command	<table border="1"> <tr><td>1</td><td>2</td><td>3</td><td>4</td><td>5</td><td>6</td><td>7</td><td>8</td><td>9</td><td>10</td><td>11</td><td>12</td><td>13</td></tr> <tr><td>S</td><td>M</td><td>;</td><td></td><td></td><td></td><td></td><td></td><td></td><td></td><td></td><td></td><td></td></tr> <tr><td>14</td><td>15</td><td>16</td><td>17</td><td>18</td><td>19</td><td>20</td><td>21</td><td>22</td><td>23</td><td>24</td><td>25</td><td>26</td></tr> <tr><td></td><td></td><td></td><td></td><td></td><td></td><td></td><td></td><td></td><td></td><td></td><td></td><td></td></tr> </table>	1	2	3	4	5	6	7	8	9	10	11	12	13	S	M	;											14	15	16	17	18	19	20	21	22	23	24	25	26																																										
1	2	3	4	5	6	7	8	9	10	11	12	13																																																																						
S	M	;																																																																																
14	15	16	17	18	19	20	21	22	23	24	25	26																																																																						
Output commands	Answer command	<table border="1"> <tr><td>1</td><td>2</td><td>3</td><td>4</td><td>5</td><td>6</td><td>7</td><td>8</td><td>9</td><td>10</td><td>11</td><td>12</td><td>13</td></tr> <tr><td>S</td><td>M</td><td></td><td>P1</td><td>;</td><td></td><td></td><td></td><td></td><td></td><td></td><td></td><td></td></tr> <tr><td>14</td><td>15</td><td>16</td><td>17</td><td>18</td><td>19</td><td>20</td><td>21</td><td>22</td><td>23</td><td>24</td><td>25</td><td>26</td></tr> <tr><td></td><td></td><td></td><td></td><td></td><td></td><td></td><td></td><td></td><td></td><td></td><td></td><td></td></tr> <tr><td>27</td><td>28</td><td>29</td><td>30</td><td>31</td><td>32</td><td>33</td><td>34</td><td>35</td><td>36</td><td>37</td><td>38</td><td>39</td></tr> <tr><td></td><td></td><td></td><td></td><td></td><td></td><td></td><td></td><td></td><td></td><td></td><td></td><td></td></tr> </table>			1	2	3	4	5	6	7	8	9	10	11	12	13	S	M		P1	;									14	15	16	17	18	19	20	21	22	23	24	25	26														27	28	29	30	31	32	33	34	35	36	37	38	39													
	1	2	3	4	5	6	7	8	9	10	11	12	13																																																																					
S	M		P1	;																																																																														
14	15	16	17	18	19	20	21	22	23	24	25	26																																																																						
27	28	29	30	31	32	33	34	35	36	37	38	39																																																																						
Description	During transmit, the meter displays the transmitter power output.																																																																																	

TO TONE ON/OFF

		Parameter	Format	Parameter function																																																																														
Function	Sub-tone setting	P1	1	TONE ON/OFF																																																																														
	Input commands	<table border="1"> <tr> <td>1</td><td>2</td><td>3</td><td>4</td><td>5</td><td>6</td><td>7</td><td>8</td><td>9</td><td>10</td><td>11</td><td>12</td><td>13</td> </tr> <tr> <td>T</td><td>O</td><td>P1</td><td>;</td><td></td><td></td><td></td><td></td><td></td><td></td><td></td><td></td><td></td> </tr> <tr> <td>14</td><td>15</td><td>16</td><td>17</td><td>18</td><td>19</td><td>20</td><td>21</td><td>22</td><td>23</td><td>24</td><td>25</td><td>26</td> </tr> <tr> <td></td><td></td><td></td><td></td><td></td><td></td><td></td><td></td><td></td><td></td><td></td><td></td><td></td> </tr> </table>			1	2	3	4	5	6	7	8	9	10	11	12	13	T	O	P1	;										14	15	16	17	18	19	20	21	22	23	24	25	26																																							
1	2	3	4	5	6	7	8	9	10	11	12	13																																																																						
T	O	P1	;																																																																															
14	15	16	17	18	19	20	21	22	23	24	25	26																																																																						
Input commands	Read command	<table border="1"> <tr> <td>1</td><td>2</td><td>3</td><td>4</td><td>5</td><td>6</td><td>7</td><td>8</td><td>9</td><td>10</td><td>11</td><td>12</td><td>13</td> </tr> <tr> <td colspan="3">▲</td><td></td><td></td><td></td><td></td><td></td><td></td><td></td><td></td><td></td><td></td> </tr> <tr> <td>14</td><td>15</td><td>16</td><td>17</td><td>18</td><td>19</td><td>20</td><td>21</td><td>22</td><td>23</td><td>24</td><td>25</td><td>26</td> </tr> <tr> <td></td><td></td><td></td><td></td><td></td><td></td><td></td><td></td><td></td><td></td><td></td><td></td><td></td> </tr> </table>			1	2	3	4	5	6	7	8	9	10	11	12	13	▲													14	15	16	17	18	19	20	21	22	23	24	25	26																																							
1	2	3	4	5	6	7	8	9	10	11	12	13																																																																						
▲																																																																																		
14	15	16	17	18	19	20	21	22	23	24	25	26																																																																						
Output commands	Answer command	<table border="1"> <tr> <td>1</td><td>2</td><td>3</td><td>4</td><td>5</td><td>6</td><td>7</td><td>8</td><td>9</td><td>10</td><td>11</td><td>12</td><td>13</td> </tr> <tr> <td colspan="3">▲</td><td></td><td></td><td></td><td></td><td></td><td></td><td></td><td></td><td></td><td></td> </tr> <tr> <td>14</td><td>15</td><td>16</td><td>17</td><td>18</td><td>19</td><td>20</td><td>21</td><td>22</td><td>23</td><td>24</td><td>25</td><td>26</td> </tr> <tr> <td></td><td></td><td></td><td></td><td></td><td></td><td></td><td></td><td></td><td></td><td></td><td></td><td></td> </tr> <tr> <td>27</td><td>28</td><td>29</td><td>30</td><td>31</td><td>32</td><td>33</td><td>34</td><td>35</td><td>36</td><td>37</td><td>38</td><td>39</td> </tr> <tr> <td></td><td></td><td></td><td></td><td></td><td></td><td></td><td></td><td></td><td></td><td></td><td></td><td></td> </tr> </table>			1	2	3	4	5	6	7	8	9	10	11	12	13	▲													14	15	16	17	18	19	20	21	22	23	24	25	26														27	28	29	30	31	32	33	34	35	36	37	38	39													
1	2	3	4	5	6	7	8	9	10	11	12	13																																																																						
▲																																																																																		
14	15	16	17	18	19	20	21	22	23	24	25	26																																																																						
27	28	29	30	31	32	33	34	35	36	37	38	39																																																																						
Description	Condition Mode: FM VFO : SPLIT																																																																																	

VR VOICE RECALL

		Parameter	Format	Parameter function																																																																														
Function	Generation of synthesized voice.																																																																																	
	Input commands	<table border="1"> <tr> <td>1</td><td>2</td><td>3</td><td>4</td><td>5</td><td>6</td><td>7</td><td>8</td><td>9</td><td>10</td><td>11</td><td>12</td><td>13</td> </tr> <tr> <td>V</td><td>R</td><td>;</td><td></td><td></td><td></td><td></td><td></td><td></td><td></td><td></td><td></td><td></td> </tr> <tr> <td>14</td><td>15</td><td>16</td><td>17</td><td>18</td><td>19</td><td>20</td><td>21</td><td>22</td><td>23</td><td>24</td><td>25</td><td>26</td> </tr> <tr> <td></td><td></td><td></td><td></td><td></td><td></td><td></td><td></td><td></td><td></td><td></td><td></td><td></td> </tr> </table>			1	2	3	4	5	6	7	8	9	10	11	12	13	V	R	;											14	15	16	17	18	19	20	21	22	23	24	25	26																																							
1	2	3	4	5	6	7	8	9	10	11	12	13																																																																						
V	R	;																																																																																
14	15	16	17	18	19	20	21	22	23	24	25	26																																																																						
Input commands	Read command	<table border="1"> <tr> <td>1</td><td>2</td><td>3</td><td>4</td><td>5</td><td>6</td><td>7</td><td>8</td><td>9</td><td>10</td><td>11</td><td>12</td><td>13</td> </tr> <tr> <td colspan="3">▲</td><td></td><td></td><td></td><td></td><td></td><td></td><td></td><td></td><td></td><td></td> </tr> <tr> <td>14</td><td>15</td><td>16</td><td>17</td><td>18</td><td>19</td><td>20</td><td>21</td><td>22</td><td>23</td><td>24</td><td>25</td><td>26</td> </tr> <tr> <td></td><td></td><td></td><td></td><td></td><td></td><td></td><td></td><td></td><td></td><td></td><td></td><td></td> </tr> </table>			1	2	3	4	5	6	7	8	9	10	11	12	13	▲													14	15	16	17	18	19	20	21	22	23	24	25	26																																							
1	2	3	4	5	6	7	8	9	10	11	12	13																																																																						
▲																																																																																		
14	15	16	17	18	19	20	21	22	23	24	25	26																																																																						
Output commands	Answer command	<table border="1"> <tr> <td>1</td><td>2</td><td>3</td><td>4</td><td>5</td><td>6</td><td>7</td><td>8</td><td>9</td><td>10</td><td>11</td><td>12</td><td>13</td> </tr> <tr> <td colspan="3">▲</td><td></td><td></td><td></td><td></td><td></td><td></td><td></td><td></td><td></td><td></td> </tr> <tr> <td>14</td><td>15</td><td>16</td><td>17</td><td>18</td><td>19</td><td>20</td><td>21</td><td>22</td><td>23</td><td>24</td><td>25</td><td>26</td> </tr> <tr> <td></td><td></td><td></td><td></td><td></td><td></td><td></td><td></td><td></td><td></td><td></td><td></td><td></td> </tr> <tr> <td>27</td><td>28</td><td>29</td><td>30</td><td>31</td><td>32</td><td>33</td><td>34</td><td>35</td><td>36</td><td>37</td><td>38</td><td>39</td> </tr> <tr> <td></td><td></td><td></td><td></td><td></td><td></td><td></td><td></td><td></td><td></td><td></td><td></td><td></td> </tr> </table>			1	2	3	4	5	6	7	8	9	10	11	12	13	▲													14	15	16	17	18	19	20	21	22	23	24	25	26														27	28	29	30	31	32	33	34	35	36	37	38	39													
1	2	3	4	5	6	7	8	9	10	11	12	13																																																																						
▲																																																																																		
14	15	16	17	18	19	20	21	22	23	24	25	26																																																																						
27	28	29	30	31	32	33	34	35	36	37	38	39																																																																						
Description	Requires the use of the optional VS-2 Voice Synthesizer.																																																																																	

XT XIT

		Parameter	Format	Parameter function																																																																																
Function	XIT ON/OFF setting		P1	1	XIT ON/OFF																																																																															
Input commands	Set command	<table border="1"> <tr><td>1</td><td>2</td><td>3</td><td>4</td><td>5</td><td>6</td><td>7</td><td>8</td><td>9</td><td>10</td><td>11</td><td>12</td><td>13</td></tr> <tr><td>X</td><td>T</td><td>P1</td><td>;</td><td></td><td></td><td></td><td></td><td></td><td></td><td></td><td></td><td></td></tr> <tr><td>14</td><td>15</td><td>16</td><td>17</td><td>18</td><td>19</td><td>20</td><td>21</td><td>22</td><td>23</td><td>24</td><td>25</td><td>26</td></tr> <tr><td></td><td></td><td></td><td></td><td></td><td></td><td></td><td></td><td></td><td></td><td></td><td></td><td></td></tr> </table>			1	2	3	4	5	6	7	8	9	10	11	12	13	X	T	P1	;										14	15	16	17	18	19	20	21	22	23	24	25	26																																									
	1	2	3	4	5	6	7	8	9	10	11	12	13																																																																							
X	T	P1	;																																																																																	
14	15	16	17	18	19	20	21	22	23	24	25	26																																																																								
Read command	<table border="1"> <tr><td>1</td><td>2</td><td>3</td><td>4</td><td>5</td><td>6</td><td>7</td><td>8</td><td>9</td><td>10</td><td>11</td><td>12</td><td>13</td></tr> <tr><td></td><td></td><td></td><td></td><td></td><td></td><td></td><td></td><td></td><td></td><td></td><td></td><td></td></tr> <tr><td>14</td><td>15</td><td>16</td><td>17</td><td>18</td><td>19</td><td>20</td><td>21</td><td>22</td><td>23</td><td>24</td><td>25</td><td>26</td></tr> <tr><td></td><td></td><td></td><td></td><td></td><td></td><td></td><td></td><td></td><td></td><td></td><td></td><td></td></tr> </table>			1	2	3	4	5	6	7	8	9	10	11	12	13														14	15	16	17	18	19	20	21	22	23	24	25	26																																										
1	2	3	4	5	6	7	8	9	10	11	12	13																																																																								
14	15	16	17	18	19	20	21	22	23	24	25	26																																																																								
Output commands	Answer command	<table border="1"> <tr><td>1</td><td>2</td><td>3</td><td>4</td><td>5</td><td>6</td><td>7</td><td>8</td><td>9</td><td>10</td><td>11</td><td>12</td><td>13</td></tr> <tr><td></td><td></td><td></td><td></td><td></td><td></td><td></td><td></td><td></td><td></td><td></td><td></td><td></td></tr> <tr><td>14</td><td>15</td><td>16</td><td>17</td><td>18</td><td>19</td><td>20</td><td>21</td><td>22</td><td>23</td><td>24</td><td>25</td><td>26</td></tr> <tr><td></td><td></td><td></td><td></td><td></td><td></td><td></td><td></td><td></td><td></td><td></td><td></td><td></td></tr> <tr><td>27</td><td>28</td><td>29</td><td>30</td><td>31</td><td>32</td><td>33</td><td>34</td><td>35</td><td>36</td><td>37</td><td>38</td><td>39</td></tr> <tr><td></td><td></td><td></td><td></td><td></td><td></td><td></td><td></td><td></td><td></td><td></td><td></td><td></td></tr> </table>			1	2	3	4	5	6	7	8	9	10	11	12	13														14	15	16	17	18	19	20	21	22	23	24	25	26														27	28	29	30	31	32	33	34	35	36	37	38	39															
1	2	3	4	5	6	7	8	9	10	11	12	13																																																																								
14	15	16	17	18	19	20	21	22	23	24	25	26																																																																								
27	28	29	30	31	32	33	34	35	36	37	38	39																																																																								
Description																																																																																				

KENWOOD

